Trikka Parts 3

Parts for Trikka.

All images and texts CC-BY 4.0

1 Hook

hook, via rollco

Part info

- Off the shelf hook
- material: strong
- measures: ~40mm
- holes: one 6mm hole

Tolerance

- Size: standard tolerance
- Material: standard tolerance

Get the part

- Buy: Readily available in stores, search for: “hook”
- Make: No instructions available.

Introduced by

- Designer: Lars Zimmermann via Rollco
- Open: Prior art (most likely)

KONTAKT

hello@mifactori.de

DESIGN-STUDIO VON

Open Circularity

SOCIAL

Gefällt? Gern teilen und abonnieren →

Newsletter *

Twitter

Instagram

Facebook

LinkedIn

Flickr

Post license & disclaimer

- This post is shared under the Creative Commons Attribution 4.0 license.
- Disclaimer: This part is just a concept and not fully tested. You should not assume that it works as indicated and I am not saying that it does. I disclaim any responsibility or liability for any damage caused during the construction and use of products based in whole or in part on the concept shown here. All information is provided for your use at your own risk.

–

2 board 102cm

long board, via OuOu

Part info

- A board
- material: strong
- measures: ~ 1020 x 135 x 16 mm
- holes: None (so far) → But this part can be updated

Tolerance

- Size: standard tolerance
- Material: standard tolerance

Get the part

- Buy: Only as local make.
- Make: This is very easy to source and make. Get a board and cut it to size.

Introduced by

- Designer: Lars Zimmermann via OuOu boards
- Open: Prior art (most likely)

Post license & disclaimer

YouTube

TikTok

- This post is shared under the Creative Commons Attribution 4.0 license.
- Disclaimer: This part is just a concept and not fully tested. You should not assume that it works as indicated and I am not saying that it does. I disclaim any responsibility or liability for any damage caused during the construction and use of products based in whole or in part on the concept shown here. All information is provided for your use at your own risk.

–

3 Loop Clamp

Part info

- Off the shelf loop clamp
- material: diverse
- measures: ~50mm

Tolerance

- Size: standard tolerance
- Material: standard tolerance

Get the part

- Buy: Readily available in stores, search for: “loop clamp”
- Make: No instructions available.

Introduced by

- Designer: Lars Zimmermann via Towli
- Open: Shared under TPP 1.0.
- Open: This part was bought off the shelf. It is probably prior art. For high volume commercial use though check the legal status though (and let us know please)

Post license & disclaimer

- This post is shared under the Creative Commons Attribution 4.0 license.
- Disclaimer: This part is just a concept and not fully tested. You should not assume that it works as indicated and I am not saying that it does. I disclaim any responsibility or liability for any damage caused during the construction and use of products based in whole or in part on the concept shown here. All information is provided for your use at your own risk.

–

4 Bendable plate

lamp shade part, via wire lamp

Part info

- Bendable surface
- material: bendable but strong
- measures: ~150 x 75mm
- holes: Trikka grid 2 holes, ⌀ 10mm, 120mm distance

Tolerance

- Size: standard tolerance
- Material: standard tolerance

Get the part

- Buy: Only as local make.
- Make: A great material for this is PP (Polypropylen) 0,5mm or 0,8mm thick. PP can be cut with scissors and even laser cut.

Introduced by

- Designer: Lars Zimmermann via Wire Lamp
- Open: Shared under TPP 1.0.

Post license & disclaimer

- This post is shared under the Creative Commons Attribution 4.0 license.
- Disclaimer: This part is just a concept and not fully tested. You should not assume that it works as indicated and I am not saying that it does. I disclaim any responsibility or liability for any damage caused during the construction and use of products based in whole or in part on the concept shown here. All information is provided for your use at your own risk.

–

5 Plastic thread plus nuts

via wire lamp

Part info

- Off the shelf plastic nuts and bolts.
- material: strong but lightweight
- measures: ⌀ of the thread ~10mm, length ~50mm

Tolerance

- Size: standard tolerance
- Material: standard tolerance

Get the part

- Buy: Readily available in stores. A good source is construction toys for kids.
- Make: No instructions available.

Introduced by

- Designer: Lars Zimmermann via Wire Lamp
- Open: Prior art (most likely). But you should check your individual source. Maybe your producer added something that made it protectable again. Definitely you'll be able to find or make some that are prior art.

Post license & disclaimer

- This post is shared under the Creative Commons Attribution 4.0 license.

- Disclaimer: This part is just a concept and not fully tested. You should not assume that it works as indicated and I am not saying that it does. I disclaim any responsibility or liability for any damage caused during the construction and use of products based in whole or in part on the concept shown here. All information is provided for your use at your own risk.

–

6 Thin rod

via Rollco





Part info

- Off the shelf tube
- material: strong
- measures: ~240mm long, ⌀ fixed to 10 mm
- holes: one long one in the center

Tolerance

- Size: standard tolerance except the 10 mm diameter.
- Material: standard tolerance

Get the part

- Buy: Readily available in stores, search for rod ⌀ 10mm
- Make: Buy a rod and cut it to 240mm

Introduced by

- Designer: Lars Zimmermann via Rollco
- Open: Prior art (most likely)

Post license & disclaimer

- This post is shared under the Creative Commons Attribution 4.0 license.

- Disclaimer: This part is just a concept and not fully tested. You should not assume that it works as indicated and I am not saying that it does. I disclaim any responsibility or liability for any damage caused during the construction and use of products based in whole or in part on the concept shown here. All information is provided for your use at your own risk.

–

7 String 2m

via Rollco



Part info

- Off the shelf string
- material: bendable but strong
- measures: ⌀ 3mm, length ~ 2000mm

Tolerance

- Size: standard tolerance
- Material: standard tolerance

Get the part

- Buy: Readily available in stores.
- Make: No instructions available.

Introduced by

- Designer: Lars Zimmermann via Rollco
- Open: Prior art (most likely)

Post license & disclaimer

- This post is shared under the Creative Commons Attribution 4.0 license.
- Disclaimer: This part is just a concept and not fully tested. You should not assume that it works as indicated and I am not saying that it does. I disclaim any responsibility or liability for any damage caused during the construction and use of products based in whole or in part on the concept shown here. All information is provided for your use at your own risk.

–

8 Rope Clamp

via Rolloc

Part info

- Off the shelf rope clamp
- material: strong
- measures: ~35mm, suited for ⌀ 2 mm wire

Tolerance

- Size: standard tolerance
- Material: standard tolerance

Get the part

- Buy: Readily available in stores, search for: “rope clamp”
- Make: No instructions available.

Introduced by

- Designer: Lars Zimmermann via Rollco
- Open: Prior art (most likely)

Post license & disclaimer

- This post is shared under the Creative Commons Attribution 4.0 license.
- Disclaimer: This part is just a concept and not fully tested. You should not assume that it works as indicated and I am not saying that it does. I disclaim any responsibility or liability for any damage caused during the construction and use of products based in whole or in part on the concept shown here. All information is provided for your use at your own risk.

–

9 Plastic bolt and nut

via Dupi box



Part info

- Off the shelf plastic bolt and nut
- material: strong but light weight
- measures: length ~30mm

Tolerance

- Size: standard tolerance
- Material: standard tolerance

Get the part

- Readily available in stores. A good source is construction toys for kids.

- Make: No instructions available.

Introduced by

- Designer: Lars Zimmermann
- Open: Prior art (most likely). But you should check your individual source. Maybe your producer added something that made it protectable again. Definitely you'll be able to find or make some that are prior art.

Post license & disclaimer

- This post is shared under the Creative Commons Attribution 4.0 license.

- Disclaimer: This part is just a concept and not fully tested. You should not assume that it works as indicated and I am not saying that it does. I disclaim any responsibility or liability for any damage caused during the construction and use of products based in whole or in part on the concept shown here. All information is provided for your use at your own risk.

–

10 rubber band ~ ⌀ 75mm

rubber band long, via Dupi box





Part info

- Off the shelf rubber or silicone band
- material: bendable
- measures: ~ ⌀ 75mm (unstreched)

Tolerance

- Size: standard tolerance
- Material: standard tolerance. But be aware that a lot of rubber bands get bridle quite fast. Silicone is a very long lasting choice for this.

Get the part

- Buy: Readily available in stores, search for: “rubber band” or “silicone band”
- Make: No instructions available.

Introduced by

- Designer: Lars Zimmermann via Dupi Box
- Open: Prior art (most likely)

Post license & disclaimer

- This post is shared under the Creative Commons Attribution 4.0 license.
- Disclaimer: This part is just a concept and not fully tested. You should not assume that it works as indicated and I am not saying that it does. I disclaim any responsibility or liability for any damage caused during the construction and use of products based in whole or in part on the concept shown here. All information is provided for your use at your own risk.

–

11 tube ⌀ ~8mm, ~130mm

Pen body, via Bocoi

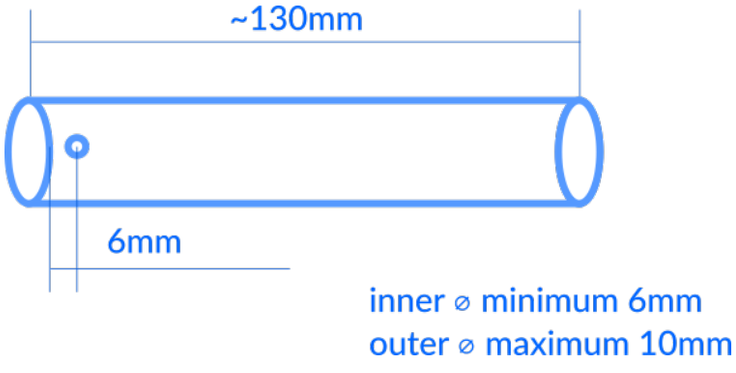

Part info

- A tube

- material: strong
- measures: ~130mm; round: inner ⌀ min 6mm, outer ⌀ max 10mm
- holes: One small hole in the front ⌀ 3mm, 6mm away from the side

Tolerance

- Size: standard tolerance (except the diameters: inner ⊙ min 6mm, outer ⌀ max 10mm)
- Material: standard tolerance

Get the part

- Buy: Only as local make.
- Make: No instructions available

Introduced by

- Designer: Lars Zimmermann via Pen O-Pen
- Open: Shared under TPP 1.0.

Post license & disclaimer

- This post is shared under the Creative Commons Attribution 4.0 license.
- Disclaimer: This part is just a concept and not fully tested. You should not assume that it works as indicated and I am not saying that it does. I disclaim any responsibility or liability for any damage caused during the construction and use of products based in whole or in part on the concept shown here. All information is provided for your use at your own risk.

–

12 Tube ⌀6mm, 18mm

small pen part, via Pen O-pen

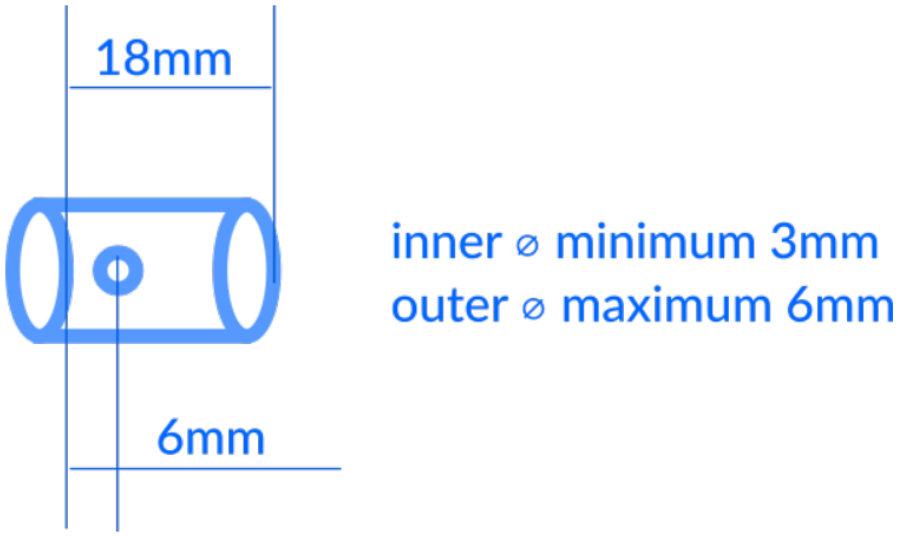

Part info

- A small tube with an inserted M3 thread
- material: strong
- measures: length max 18mm; inner ⌀ min 3mm, outer ⌀ max 6mm
- holes: an inserted thread (M3) with the center of the hole 6mm apart from the side.

Tolerance

- Size: There is a little bit of tolerance in the thickness. Other than that the dimensions are pretty set (see above “measures”)
- Material: standard tolerance – but it should be strong enough for an inserted thread

Get the part

- Buy: Only as local make.
- Make: No instructions available.

Introduced by

- Designer: Lars Zimmermann via Pen O-Pen
- Open: Shared under TPP 1.0.

Post license & disclaimer

- This post is shared under the Creative Commons Attribution 4.0 license.

- Disclaimer: This part is just a concept and not fully tested. You should not assume that it works as indicated and I am not saying that it does. I disclaim any responsibility or liability for any damage caused during the construction and use of products based in whole or in part on the concept shown here. All information is provided for your use at your own risk.

–

13 Board 75cm

shorter board via OuOu

Part info

- A board
- material: strong
- measures: ~ 750 x 135 x 16 mm
- holes: None (so far) → But this part can be updated

Tolerance

- Size: standard tolerance
- Material: standard tolerance

Get the part

- Buy: Only as local make.
- Make: This is very easy to source and make. Get a board and cut it to size.

Introduced by

- Designer: Lars Zimmermann via OuOu boards
- Open: Prior art (most likely)

Post license & disclaimer

- This post is shared under the Creative Commons Attribution 4.0 license.

- Disclaimer: This part is just a concept and not fully tested. You should not assume that it works as indicated and I am not saying that it does. I disclaim any responsibility or liability for any damage caused during the construction and use of products based in whole or in part on the concept shown here. All information is provided for your use at your own risk.

–

14 Clockwork

Clockwork via Platform Clocks

Part info

- What: Off the shelf clockwork
- material: diverse
- measures: ~50x50x2mm, thread length ~16mm

Tolerance

- Size: standard tolerance
- Material: standard tolerance

Get the part

- Buy: Readily available in stores, search for: “clockwork”. This is a standard available across the globe.
- Make: No instructions available.

Introduced by

- Designer: Lars Zimmermann via Platform Clocks
- Open: This part was bought off the shelf. It is probably prior art. This kind of technology exists for a long time. But: We recommend to buy it off the shelf. If you attempt to make this yourself you should know what you do – engineering wise and also legally.

Post license & disclaimer

- This post is shared under the Creative Commons Attribution 4.0 license.

- Disclaimer: This part is just a concept and not fully tested. You should not assume that it works as indicated and I am not saying that it does. I disclaim any responsibility or liability for any damage caused during the construction and use of products based in whole or in part on the concept shown here. All information is provided for your use at your own risk.

–

15 M3 set screw 16mm

via Pen O-Pen

Part info

- What: Off the shelf set screw
- material: strong
- measures: M3, ~16mm

Tolerance

- Size: standard tolerance
- Material: standard tolerance

Get the part

- Buy: Readily available in stores, search for: “M3 set screw”
- Make: No instructions available.

Introduced by

- Designer: Lars Zimmermann via pen O-Pen
- Open: Prior art (most likely)

Post license & disclaimer

- This post is shared under the Creative Commons Attribution 4.0 license.
- Disclaimer: This part is just a concept and not fully tested. You should not assume that it works as indicated and I am not saying that it does. I disclaim any responsibility or liability for any damage caused during the construction and use of products based in whole or in part on the concept shown here. All information is provided for your use at your own risk.

–

← VORHER
Trikka Parts 2 (Addi & Bengi)

NÄCHSTES →
PenOpen – An Open Design Pen for #Trikka

LIZENZ (FALLS NICHT ANDERS VERMERKT): CC-BY 4.0 (URHEBERRECHT) + +MFPP PUBLIC PROMISE (DESIGNRECHTE)

THIS PAGE IS .NOT. AN ART PROJECT